

## TXR-01-D Operation Manual

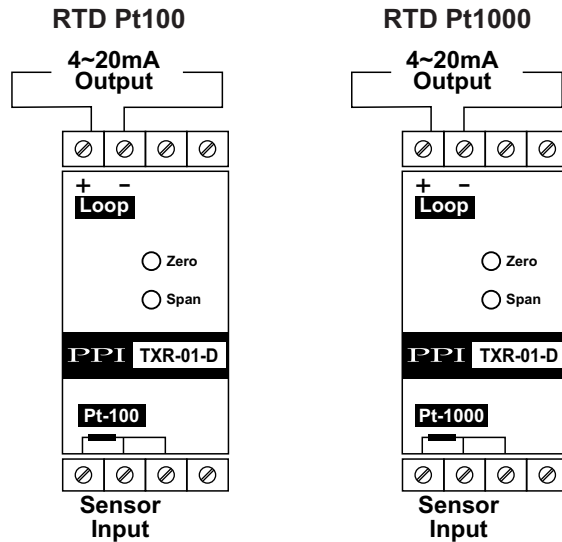
RTD Pt100/Pt1000, Simplex, DIN-Rail Mounting  
2-Wire Temperature Transmitter

**PPI**

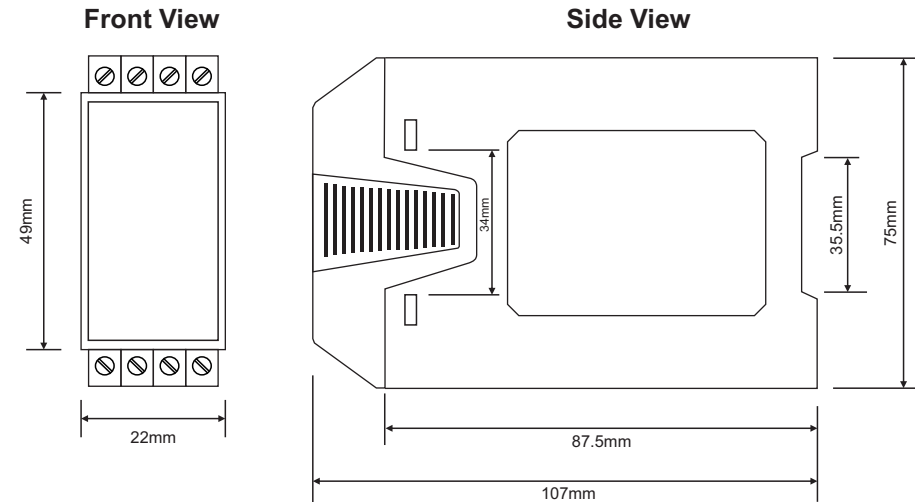
101, Diamond Industrial Estate, Navghar, Vasai Road (E), Dist. Palghar - 401 210.  
Sales : 8208199048 / 8208141446 Support : 07498799226 / 08767395333  
E: [sales@ppiindia.net](mailto:sales@ppiindia.net), [support@ppiindia.net](mailto:support@ppiindia.net)

Jan 2026

### CONNECTION DIAGRAM

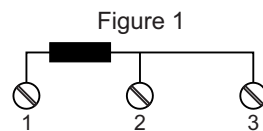


### DIMENSIONS (mm)



Overall Dimensions : 22(W) X 75(H) X 107(D), mm

### SENSOR WIRING DIAGRAM



For 3-Wire configuration, connect single leaded end of RTD bulb to terminal 1 and the double leaded ends to terminal 2 and 3 (interchangeable) as shown in Figure.

For 2-Wire configuration, connect RTD bulb across terminals 1 & 2 (interchangeable).

Zero Adjustment : Within  $\pm 1.2\%$  of Range through multi-turn trimpot.  
Example : For 0 to 400°C,  $0.012 \times (400^\circ\text{C} - 0^\circ\text{C}) = \pm 4.8^\circ\text{C}$

Span Adjustment : Within  $\pm 12\%$  of Range through multi-turn trimpot.  
Example : For 0 to 400°C,  $0.12 \times (400^\circ\text{C} - 0^\circ\text{C}) = \pm 48^\circ\text{C}$

### LOOP WIRING DIAGRAM

