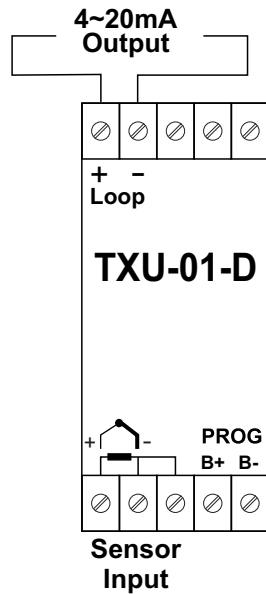
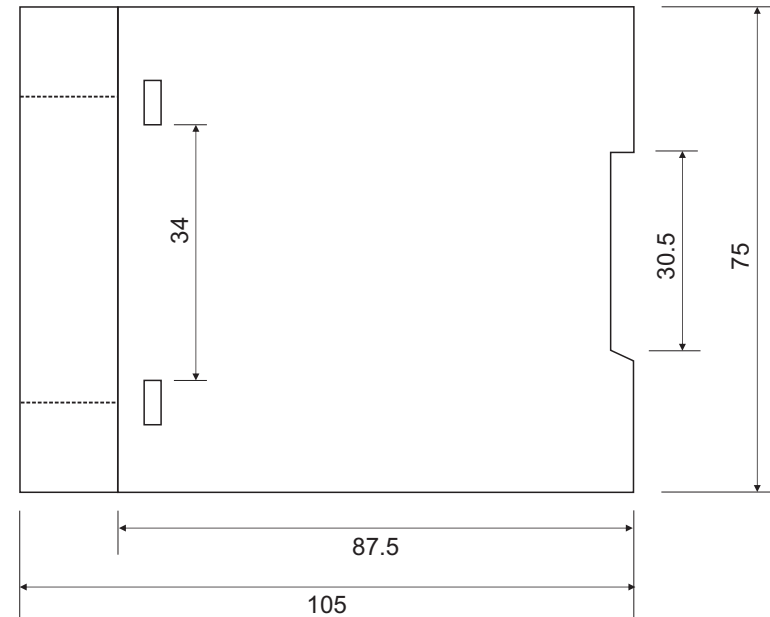
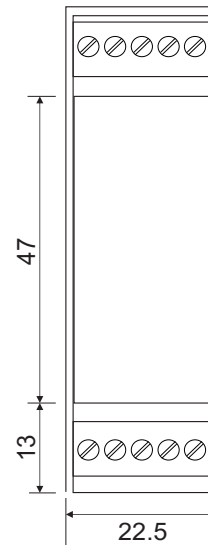


CONNECTION DIAGRAM

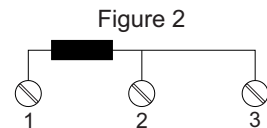
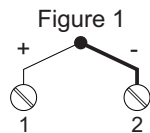


DIMENSIONS (mm)



Overall Dimensions : 22.5(W) X 75(H) X 105(D), mm

SENSOR WIRING DIAGRAM



Thermocouple

Connect Thermocouple Positive to terminal marked (+) & Negative to terminal marked (-) as shown in Figure 1.

RTD Pt100, 3-Wire / 2-Wire

For 3-Wire configuration, connect single lead end of RTD bulb to terminal 1 and the double lead ends to terminal 2 and 3 (interchangeable) as shown in Figure 2.

For 2-Wire configuration, connect RTD bulb across terminals 1 & 2 (interchangeable).

LOOP WIRING DIAGRAM

