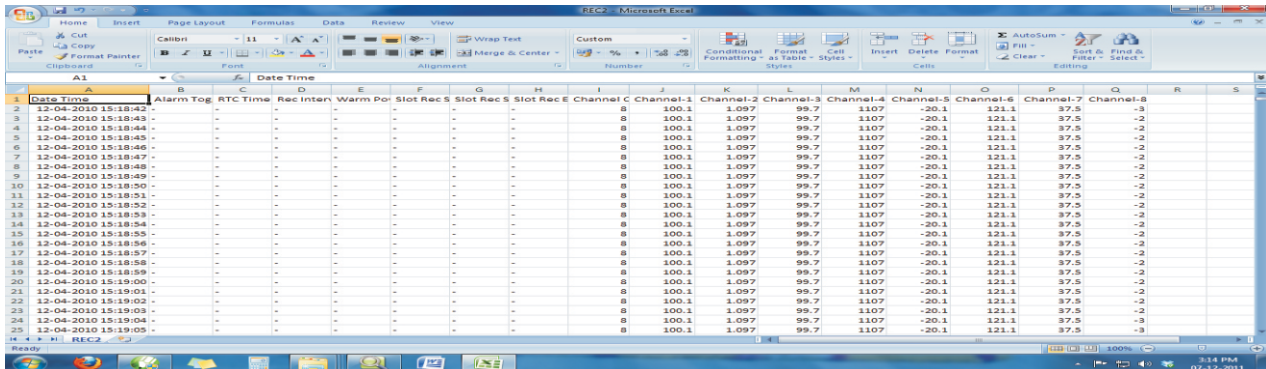


Carry 38 Lakh  
Process Records  
on Pen-Drive ....  
.... Directly to  
Excel Sheet !!!



A1	B1	C1	D1	E1	F1	G1	H1	I1	J1	K1	L1	M1	N1	O1	P1	Q1	R1	S1
Date/Time	Alarm	Time	Rec	Slot	Rec	Slot	Rec	Slot	Rec	Channel-1	Channel-2	Channel-3	Channel-4	Channel-5	Channel-6	Channel-7	Channel-8	
12-04-2010 15:18:42									8	100.1	1.097	99.7	1107	-20.1	121.1	37.5	-2	
12-04-2010 15:18:43									8	100.1	1.097	99.7	1107	-20.1	121.1	37.5	-2	
12-04-2010 15:18:44									8	100.1	1.097	99.7	1107	-20.1	121.1	37.5	-2	
12-04-2010 15:18:45									8	100.1	1.097	99.7	1107	-20.1	121.1	37.5	-2	
12-04-2010 15:18:46									8	100.1	1.097	99.7	1107	-20.1	121.1	37.5	-2	
12-04-2010 15:18:47									8	100.1	1.097	99.7	1107	-20.1	121.1	37.5	-2	
12-04-2010 15:18:48									8	100.1	1.097	99.7	1107	-20.1	121.1	37.5	-2	
12-04-2010 15:18:49									8	100.1	1.097	99.7	1107	-20.1	121.1	37.5	-2	
12-04-2010 15:18:50									8	100.1	1.097	99.7	1107	-20.1	121.1	37.5	-2	
12-04-2010 15:18:51									8	100.1	1.097	99.7	1107	-20.1	121.1	37.5	-2	
12-04-2010 15:18:52									8	100.1	1.097	99.7	1107	-20.1	121.1	37.5	-2	
12-04-2010 15:18:53									8	100.1	1.097	99.7	1107	-20.1	121.1	37.5	-2	
12-04-2010 15:18:54									8	100.1	1.097	99.7	1107	-20.1	121.1	37.5	-2	
12-04-2010 15:18:55									8	100.1	1.097	99.7	1107	-20.1	121.1	37.5	-2	
12-04-2010 15:18:56									8	100.1	1.097	99.7	1107	-20.1	121.1	37.5	-2	
12-04-2010 15:18:57									8	100.1	1.097	99.7	1107	-20.1	121.1	37.5	-2	
12-04-2010 15:18:58									8	100.1	1.097	99.7	1107	-20.1	121.1	37.5	-2	
12-04-2010 15:18:59									8	100.1	1.097	99.7	1107	-20.1	121.1	37.5	-2	
12-04-2010 15:19:00									8	100.1	1.097	99.7	1107	-20.1	121.1	37.5	-2	
12-04-2010 15:19:01									8	100.1	1.097	99.7	1107	-20.1	121.1	37.5	-2	
12-04-2010 15:19:02									8	100.1	1.097	99.7	1107	-20.1	121.1	37.5	-2	
12-04-2010 15:19:03									8	100.1	1.097	99.7	1107	-20.1	121.1	37.5	-2	
12-04-2010 15:19:04									8	100.1	1.097	99.7	1107	-20.1	121.1	37.5	-2	
12-04-2010 15:19:05									8	100.1	1.097	99.7	1107	-20.1	121.1	37.5	-2	

\*Excel is a Registered Trademark of Microsoft Inc., USA

### Highlights

- Split Process Interface and User Interface Modules to Minimize Sensor Cable Lengths
- User Programmable Channel Names & Display Units
- Huge Data Storage Capacity : Appx. 38,56,000 Records
- Flexible Data Transfer Mode :  
Through USB Memory Stick (Pen-Drive) in Excel Format

### Features

- Field Expandable 8 to 128 Channels
- Universal Process Input (Thermocouples, RTD Pt100, mA, mV, V) for Each Channel
- Fast Channel Update Rate : 0.5 Seconds per Channel
- Each Channel with Upto 4 Programmable Soft Alarms
- Adjustable Zero Offset for Each Channel
- Auto / Manual Scan Mode with Settable Scan Time
- 1 Common High & 1 Common Low Alarm Relay Outputs
- Date / Time Stamped Process Value (PV) & Alarm Status Recording for Each Channel
- Continuous or Batch Recording with Programmable Recording Interval
- Universal Supply Voltage : 85~264 VAC, 50/60 Hz
- Flame-proof Enclosure (Gas Group IIA & IIB) Available

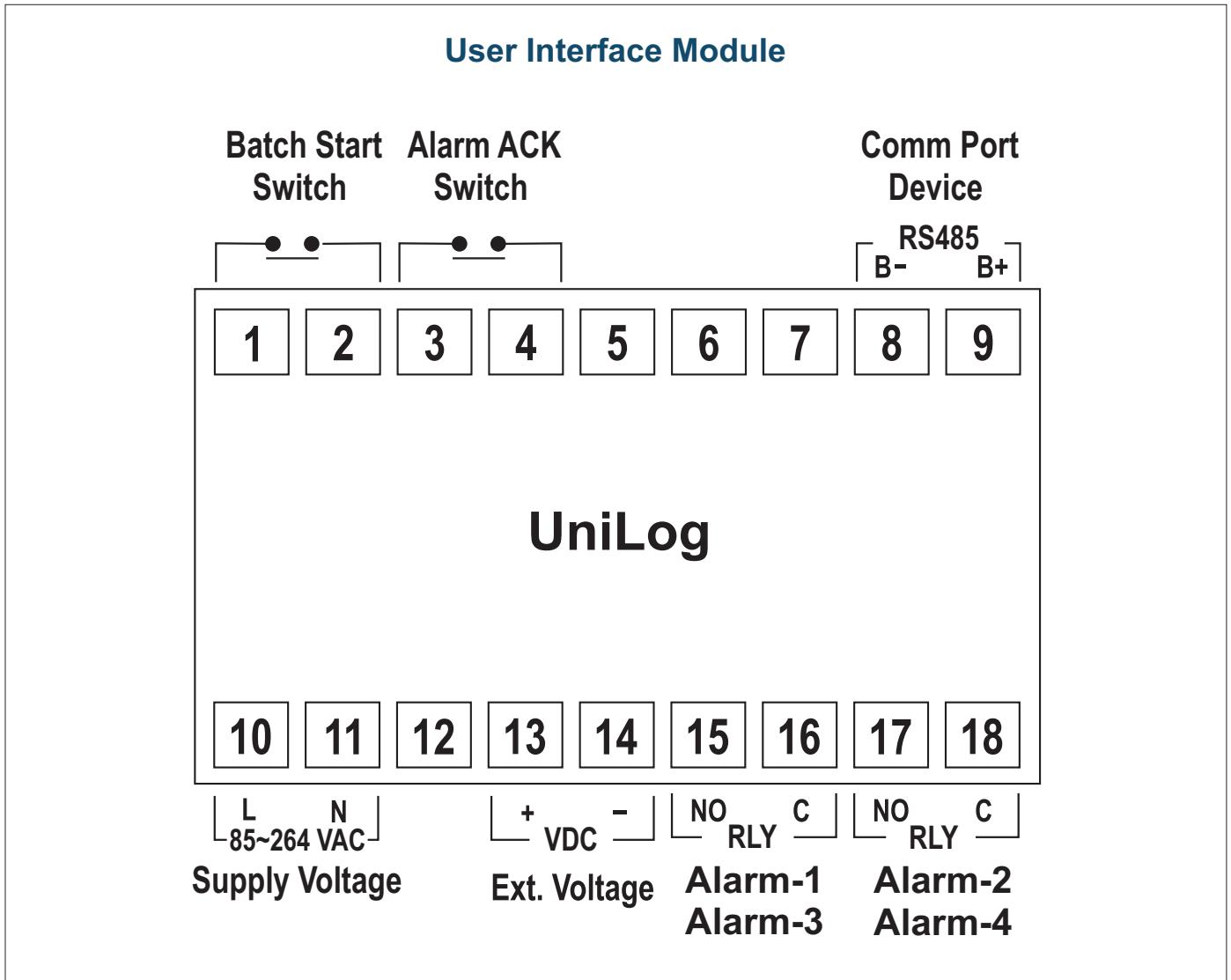
## Specifications

<b>Analog Input Module</b>	
Channels	<b>AIS-8U &amp; AIS-8UM</b> : 8 Differential Inputs, <b>AIS-16UM</b> : 16 Differential Inputs
Input Type	Each Channel Independently Programmable - No Jumper Settings <b>Thermocouple</b> : J, K, T, R, S, B, N <b>RTD</b> : Pt100, 3 wire <b>DC Linear</b> : 0-20 mA, 4-20 mA; 0-70 mV; 0-5 V, 0-10 V, 1-5 V
Corrections	In-built Cold-Junction Compensation for Thermocouples In-built Lead Resistance Compensation for RTD (Upto 22 Ohms in each lead)
Accuracy	<b>Thermocouples &amp; RTD Pt100</b> : $\pm 0.25\%$ of reading $\pm 1^\circ\text{C}$ <b>DC Linear Volts / Current</b> : $\pm 0.25\%$ of reading $\pm 1$ LSD
Range	Refer Table-1 for Thermocouples & RTD Pt100 Inputs Adjustable from -19999 to 30000 Counts for DC Linear mA/mV/V
Indication Resolution	<b>Thermocouples &amp; RTD Pt100</b> : 0.1 / 1 ( $^\circ\text{C}$ / $^\circ\text{F}$ ) <b>DC Linear Volts / Current</b> : 0.001 / 0.01 / 0.1 / 1 (User Programmable)
Zero Offset	User Adjustable over Full Range
ADC	16 Bit ( $\pm 32,768$ Counts), Sigma-Delta ( $\Sigma\Delta$ )
Sampling Time	500mS Per Channel
Input Resistance	> 8 MOhm
Common Mode Rejection	> 100dB at 50/60 Hz
Signal Conditioning	L-C Analog Filter
Alarms	4 Alarms per Channel with Settable Alarm Type & Hysteresis
Power Supply	<b>AIS-8UM &amp; AIS-16UM</b> : 85~265 VAC, 50/60 Hz, Single Phase <b>AIS-8U</b> : 20~32 VDC (24 VDC Nominal)
Dimensions (mm)	<b>AIS-8U &amp; AIS-8UM</b> : 115 (W) X 131 (L) X 52 (H), <b>AIS-16UM</b> : 115 (W) X 208 (L) X 52 (H)
Mounting	Wall Mounting, DIN-Rail
Connections	Screw Type, Male-Female Detachable
<b>User Interface Module</b>	
Digital Readout	2 Rows of 16 Characters LCD Display with Back-Light LED
Keys	4 Tactile Switches (PAGE, DOWN, UP, ENTER)
Pen-Drive Interface	USB Connector Type A
Recording Capacity	2 GB Flash Memory (Approx. 38,56,000 Records)
Recording Mode	Continuous, Batch
Recording Interval (User Settable)	Hours : Minutes (4 Hr : 59 Min) <b>or</b> Minutes : Seconds (59 Min : 59 Sec)
Alarm Outputs	1 Common High & 1 Common Low Alarm Relay (2A @ 230VAC)
Power Supply	85~264 VAC, 50/60 Hz, Single Phase
Dimensions (mm)	96 (H) X 96 (W) X 65 (D)
Mounting	Panel, Cutout 92 (H) X 92 (W), mm
Connections	Screw Type

**Table 1 : Temperature Ranges for Thermocouples & RTD**

Input Type	Range (Min. to Max.)
Type J Thermocouple (Fe-K)	0 to +960°C / +32 to +1760°F
Type K Thermocouple (Cr-Al)	-200 to +1376°C / -328 to +2508°F
Type T Thermocouple (Cu-Con)	-200 to +385°C / -328 to +725°F
Type R Thermocouple (Pt/Pt-Rh13%)	0 to +1770°C / +32 to +3218°F
Type S Thermocouple (Pt/Pt-Rh10%)	0 to +1765°C / +32 to +3209°F
Type B Thermocouple	0 to +1825°C / +32 to +3092°F
Type N Thermocouple	0 to +1300°C / +32 to +2372°F
3-wire, RTD Pt100	-199 to +600°C / -328 to +1112°F or -199.9 to 600.0°C / -199.9 to 999.9°F


**Back Panel Terminations**



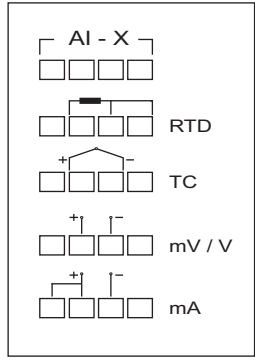
# Process Interface Module

**PPI**

**AIS - 16UM**

- CONFIG 
- 1 AI - 1
  - 2 AI - 1
  - 3 AI - 1
  - 4 AI - 1
  - 5 AI - 2
  - 6 AI - 2
  - 7 AI - 2
  - 8 AI - 2
  - 9 AI - 3
  - 10 AI - 3
  - 11 AI - 3
  - 12 AI - 3
  - 13 AI - 4
  - 14 AI - 4
  - 15 AI - 4
  - 16 AI - 4
  - 17 AI - 5
  - 18 AI - 5
  - 19 AI - 5
  - 20 AI - 5
  - 21 AI - 6
  - 22 AI - 6
  - 23 AI - 6
  - 24 AI - 6
  - 25 AI - 7
  - 26 AI - 7
  - 27 AI - 7
  - 28 AI - 7
  - 29 AI - 8
  - 30 AI - 8
  - 31 AI - 8
  - 32 AI - 8

Clear Transparent



16 Channel  
Analog Input Module  
MODBUS Serial

- 36 RS485
- 37 RS485
- 38 IN
- 39 OUT
- 40 IN
- 41 OUT
- 42 AI - 9
- 43 AI - 9
- 44 AI - 9
- 45 AI - 9
- 46 AI - 10
- 47 AI - 10
- 48 AI - 10
- 49 AI - 10
- 50 AI - 11
- 51 AI - 11
- 52 AI - 11
- 53 AI - 11
- 54 AI - 12
- 55 AI - 12
- 56 AI - 12
- 57 AI - 12
- 58 AI - 13
- 59 AI - 13
- 60 AI - 13
- 61 AI - 13
- 62 AI - 14
- 63 AI - 14
- 64 AI - 14
- 65 AI - 14
- 66 AI - 15
- 67 AI - 15
- 68 AI - 15
- 69 AI - 15
- 70 AI - 16
- 71 AI - 16
- 72 AI - 16
- 73 AI - 16

**Supply**

85~265 VAC

